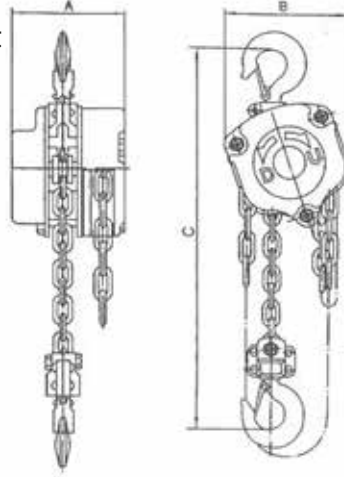



BL-HSZ-V Mekanik Ceraskal / Hand Chain Hoist

- Darbelere karşı dayanıklı hafif çelik sac gövde
- Güvenli kullanım ve etkinliği arttıran çift mandal mekanizması
- 360 derece dönebilen emniyet mandallı askı ve yük kancası
- Balatalı fren sistemi
- Robust light weight steel construction are resistant to external shock
- Double pawl mechanism for reliable use and increasing efficiency
- High grade alloy electroplated load chain to resist wear and corrosion
- Top and bottom hooks are ultra strong forged alloy hooks fitted with safety latches and free use with 360 degree.

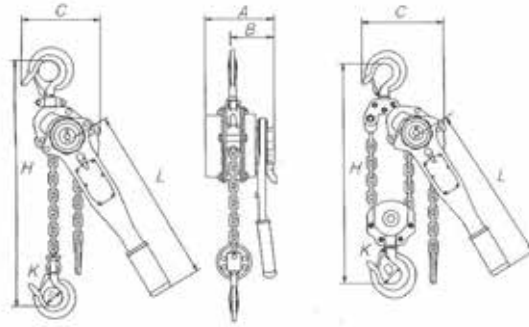
**BL-HSZ-V**

		BL-HSZ 0.5 V	BL-HSZ 1 V	BL-HSZ 2 V	BL-HSZ 3 V	BL-HSZ 5 V	BL-HSZ 10 V	BL-HSZ 20 V	
Kapasite / Capacity	kg	500	1000	2000	3000	5000	10000	20000	
Standart kaldırma yüksekliği / Standart lift	mm	3000	3000	3000	3000	3000	3000	3000	
Maksimum yükleme için gerekli tahrik kuvveti / Effort required to lift max. load	N	231	309	320	360	414	420	420x2	
Zincir donam / No of fall		1	1	1	2	2	4	8	
Yük zinciri çapı / Load chain dia.	mm	6	6	8	8	10	10	10	
Metre başına eklenen yük / Extra weight per meter of extra lift	kg	7	11	18.5	24	40	78	162	
Ağırlık / Weight	A	mm	1.5	1.8	2.3	4.2	4.6	9.8	19.6
Ölçüler / Dimensions	B	mm	115	143	152	148	181	181	192
	C	mm	136	156	198	181	266	365	630
		mm	270	317	414	465	636	798	890

BL-HSHZ Zincirli Çektime / Lever Block

- Basit yük zinciri kılavuz sistemi
- Yatay kullanım olanağı
- Toza karşı korunacak şekilde kapalı olarak dizayn edilmiş fren sistemi
- Basit tasarım ile kullanım ve bakım kolaylığı
- Asbestsiz fren diskli
- Kapasitenin 4 katı minimum fren yükü

- Simple load chain guide system (horizontal operation o.k.)
- Easy-to-use free-wheeling feature eliminates the need to use lever to take up slack or position the hook.
- Simple design makes routine inspection or maintenance fast and easy
- Fully enclosed brake system
- High impact gear case & break cover

**BL-HSHZ**

		BL-HSHZ 075	BL-HSHZ 150	BL-HSHZ 300	BL-HSHZ 600	BL-HSHZ 900	
Kapasite / Capacity	kg	750	1500	3000	6000	9000	
Standart kaldırma yüksekliği / Standart lift	mm	1500	1500	1500	1500	1500	
Zincir donam / No of fall		1	1	1	2	3	
Yük zinciri çapı / Load chain dia.		6	8	10	10	10	
Metre başına eklenen yük / Extra weight per meter of extra lift	mm	7	10	17.5	28.5	45	
Ağırlık / Weight	kg	0.8	1.1	2.2	4.4	6.6	
Ölçüler / Dimensions	A	mm	148	172	200	200	200
	B	mm	90	98	115	115	115
	C	mm	136	160	180	235	330
	D	mm	40	44	50	64	85
	H	mm	320	380	480	600	700
	K	mm	280	410	410	410	410
	L	mm	27	34	38	48	57